



LOUISIANA REGION IV HEALTH DEMOGRAPHICS



TABLE OF CONTENTS

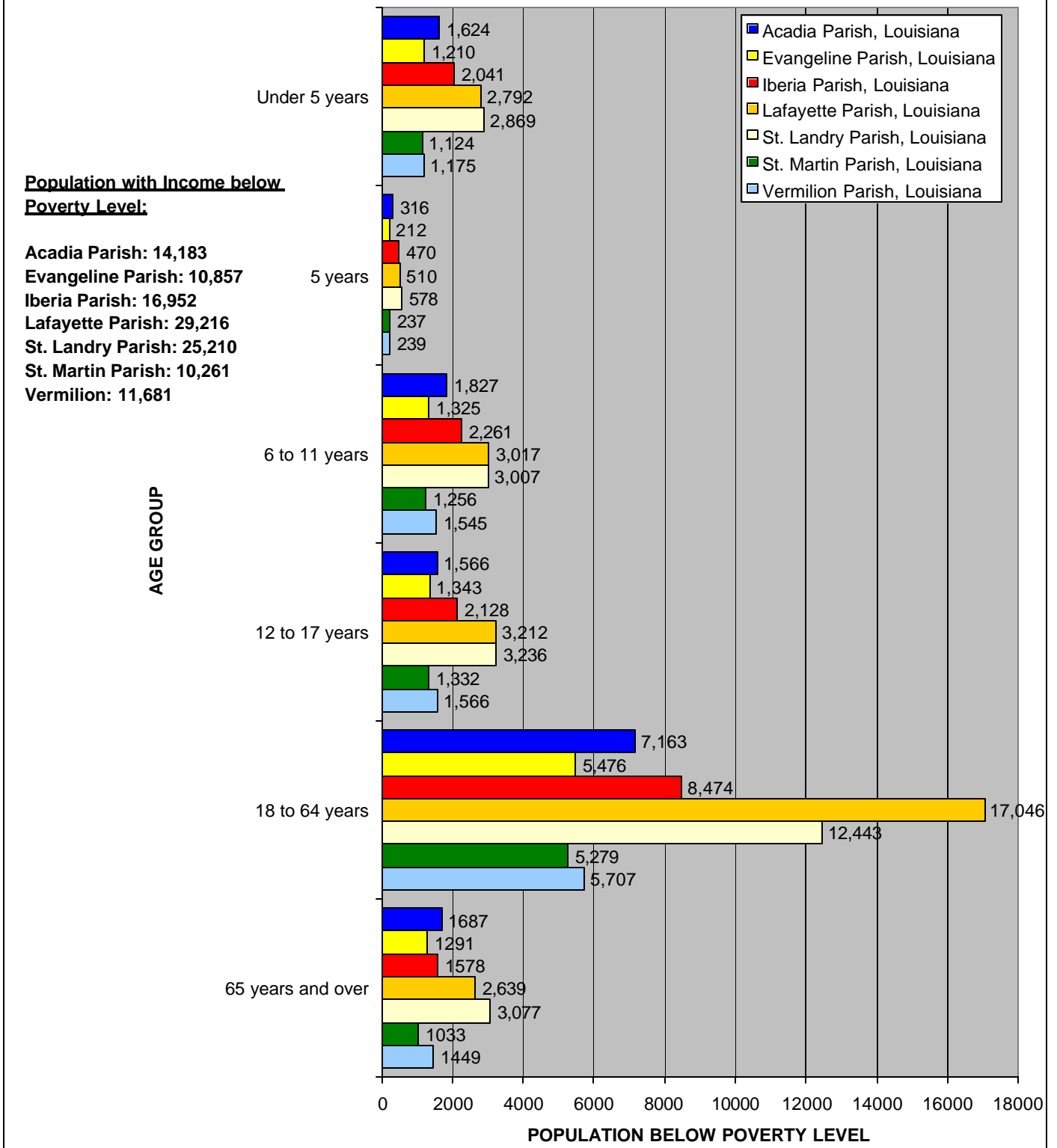
	Page
POPULATION WITH INCOME IN 1999 BELOW POVERTY LEVEL BY AGE – ALL PARISHES	3
200 PERCENT OF POVERTY LEVEL POPULATION – ALL PARISHES	5
YEAR 2000 MEDICALLY INDIGENT POPULATION IN REGION IV	6
2000 AND ABOVE POPULATION BELOW POVERTY LEVEL BY ZIP CODE – ALL PARISHES	7
NOTES	9

POPULATION WITH INCOME BELOW POVERTY LEVEL BY AGE IN 1999 – ALL PARISHES

	Acadia Parish, Louisiana	Evangeline Parish, Louisiana	Iberia Parish, Louisiana	Lafayette Parish, Louisiana	St. Landry Parish, Louisiana	St. Martin Parish, Louisiana	Vermilion Parish, Louisiana
Income in 1999 below poverty level:	14,183	10,857	16,952	29,216	25,210	10,261	11,681
Under 5 years	1,624	1,210	2,041	2,792	2,869	1,124	1,175
5 years	316	212	470	510	578	237	239
6 to 11 years	1,827	1,325	2,261	3,017	3,007	1,256	1,545
12 to 17 years	1,566	1,343	2,128	3,212	3,236	1,332	1,566
18 to 64 years	7,163	5,476	8,474	17,046	12,443	5,279	5,707
65 years and over	1687	1291	1578	2,639	3,077	1033	1449

Source: US Census Bureau, American Fact Finder, Detailed Tables, Data Set: Census 2000 Summary File 3 (SF 3) – Sample Data; Retrieved June 2004, from http://factfinder.census.gov/servlet/DTable?_bm=y&-context=dt&-ds_name=DEC_2000_SF3_U&-CONTEXT=dt&-mt_name=DEC_2000_SF3_U_P087&-tree_id=403&-all_geo_types=N&-geo_id=05000US22001&-geo_id=05000US22039&-geo_id=05000US22045&-geo_id=05000US22053&-geo_id=05000US22055&-geo_id=05000US22097&-geo_id=05000US22099&-geo_id=05000US22101&-geo_id=05000US22113&-format=&-lang=en

INCOME BELOW POVERTY LEVEL BY AGE GROUP AND BY PARISH IN REGION IV IN 1999

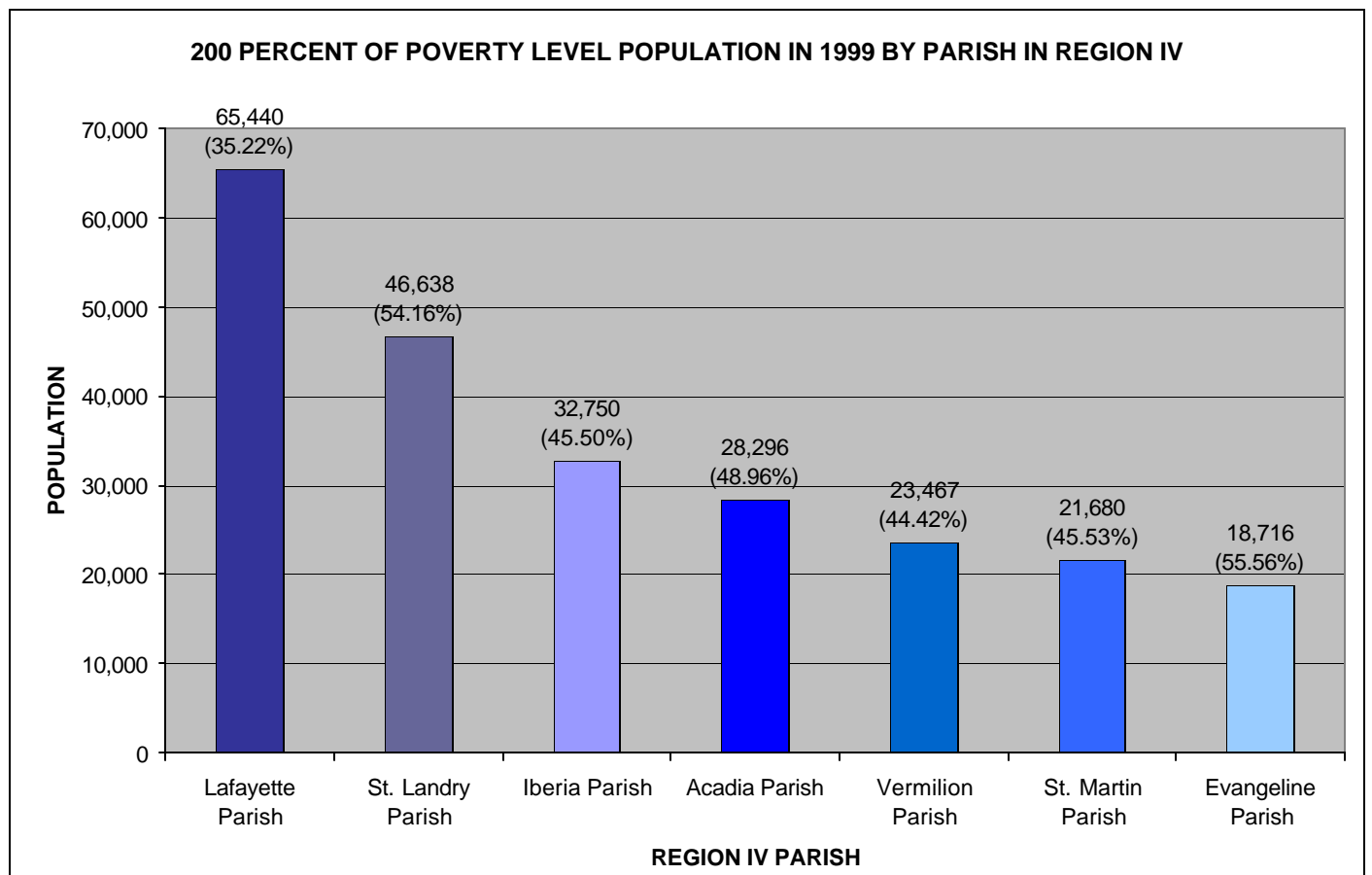


Source: US Census Bureau, American Fact Finder, Detailed Tables, Data Set: Census 2000 Summary File 3 (SF 3) – Sample Data; Retrieved June 2004, from http://factfinder.census.gov/servlet/DTTable?_bm=y&-context=dt&-ds_name=DEC_2000_SF3_U&-CONTEXT=dt&-mt_name=DEC_2000_SF3_U_P087&-tree_id=403&-all_geo_types=N&-geo_id=05000US22001&-geo_id=05000US22039&-geo_id=05000US22045&-geo_id=05000US22053&-geo_id=05000US22055&-geo_id=05000US22097&-geo_id=05000US22099&-geo_id=05000US22101&-geo_id=05000US22113&-format=&-lang=en

200 PERCENT OF POVERTY LEVEL POPULATION – ALL PARISHES

Region IV Parish	Parish Population	200 percent of poverty level	Percent
Acadia Parish	57,799	28,296	48.96%
Evangeline Parish	33,687	18,716	55.56%
Iberia Parish	71,977	32,750	45.50%
Lafayette Parish	185,805	65,440	35.22%
St. Landry Parish	86,113	46,638	54.16%
St. Martin Parish	47,615	21,680	45.53%
Vermilion Parish	52,828	23,467	44.42%

Source: US Census Bureau, American Fact Finder, Quick Tables, QT-P33, Data Set: Census 2000 Summary File (SF 3) – Sample Data; Retrieved June 2004, from http://factfinder.census.gov/servlet/QTTable?_bm=y&-state=qt&-context=qt&-qr_name=DEC_2000_SF3_U_QTP34&-ds_name=DEC_2000_SF3_U&-tree_id=403&-all_geo_types=N&-geo_id=05000US22001&-geo_id=05000US22039&-geo_id=05000US22045&-geo_id=05000US22055&-geo_id=05000US22097&-geo_id=05000US22099&-geo_id=05000US22101&-geo_id=05000US22113&-format=&-lang=en

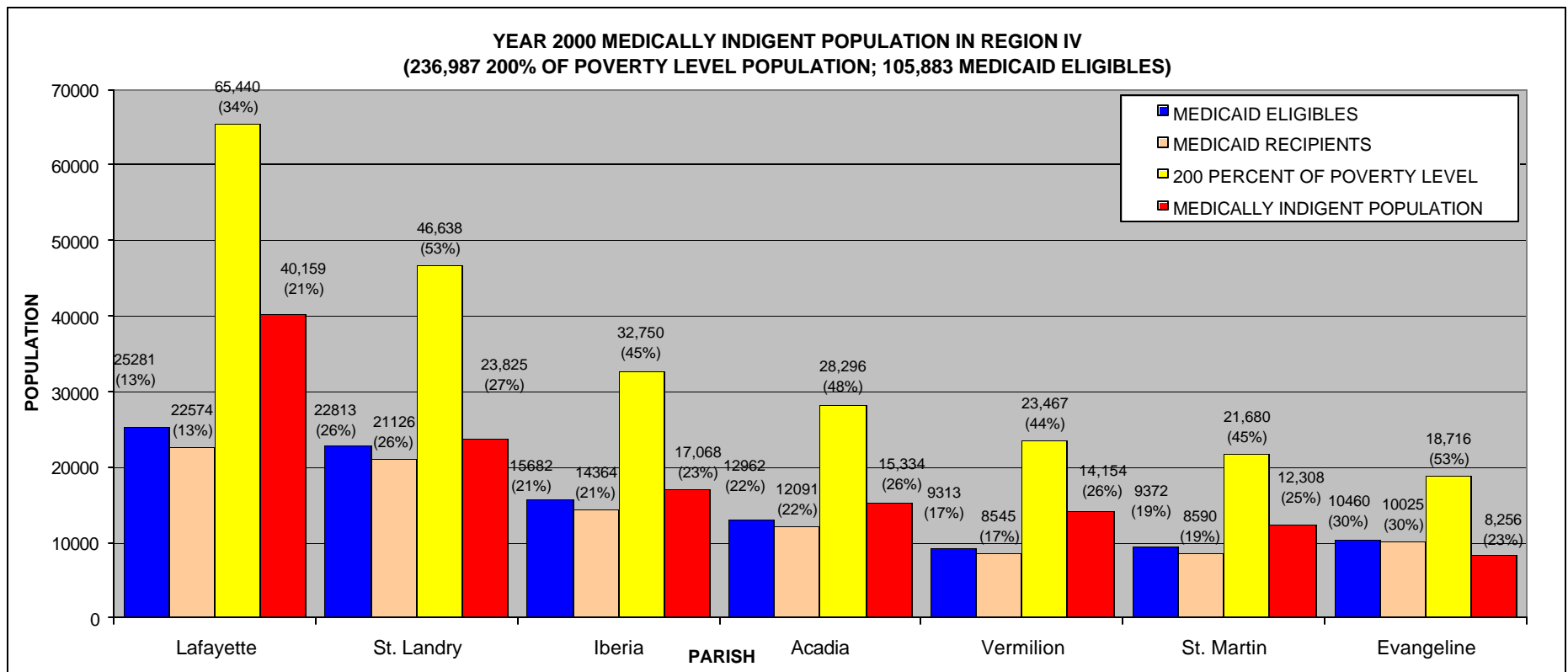


Source: US Census Bureau, American Fact Finder, Quick Tables, QT-P33, Data Set: Census 2000 Summary File (SF 3) – Sample Data; Retrieved June 2004, from http://factfinder.census.gov/servlet/QTTable?_bm=y&-state=qt&-context=qt&-qr_name=DEC_2000_SF3_U_QTP34&-ds_name=DEC_2000_SF3_U&-tree_id=403&-all_geo_types=N&-geo_id=05000US22001&-geo_id=05000US22039&-geo_id=05000US22045&-geo_id=05000US22055&-geo_id=05000US22097&-geo_id=05000US22099&-geo_id=05000US22101&-geo_id=05000US22113&-format=&-lang=en

YEAR 2000 MEDICALLY INDIGENT POPULATION IN REGION IV

PARISH	PARISH POPULATION 2000	MEDICAID ELIGIBLES	PERCENT OF TOTAL POPULATION	MEDICAID RECIPIENTS	PERCENT OF TOTAL POPULATION	200 PERCENT OF POVERTY LEVEL	PERCENT OF TOTAL POPULATION	MEDICALLY INDIGENT POPULATION	PERCENT OF TOTAL POPULATION
Acadia	58861	12962	22%	12091	22%	28,296	48%	15,334	26%
Evangeline	35434	10460	30%	10025	30%	18,716	53%	8,256	23%
Iberia	73266	15682	21%	14364	21%	32,750	45%	17,068	23%
Lafayette	190503	25281	13%	22574	13%	65,440	34%	40,159	21%
St. Landry	87700	22813	26%	21126	26%	46,638	53%	23,825	27%
St. Martin	48583	9372	19%	8590	19%	21,680	45%	12,308	25%
Vermilion	53807	9313	17%	8545	17%	23,467	44%	14,154	26%
REGION IV	548154	105883	19%	97315	18%	236,987	43%	131,104	24%

Source: Annual Report Louisiana Medicaid Program. Year 1999/ 00. Louisiana Department of Health and Hospitals. Retrieved September 2004, from http://www.dhh.state.la.us/offices/publications/pubs-1/Full_report.pdf

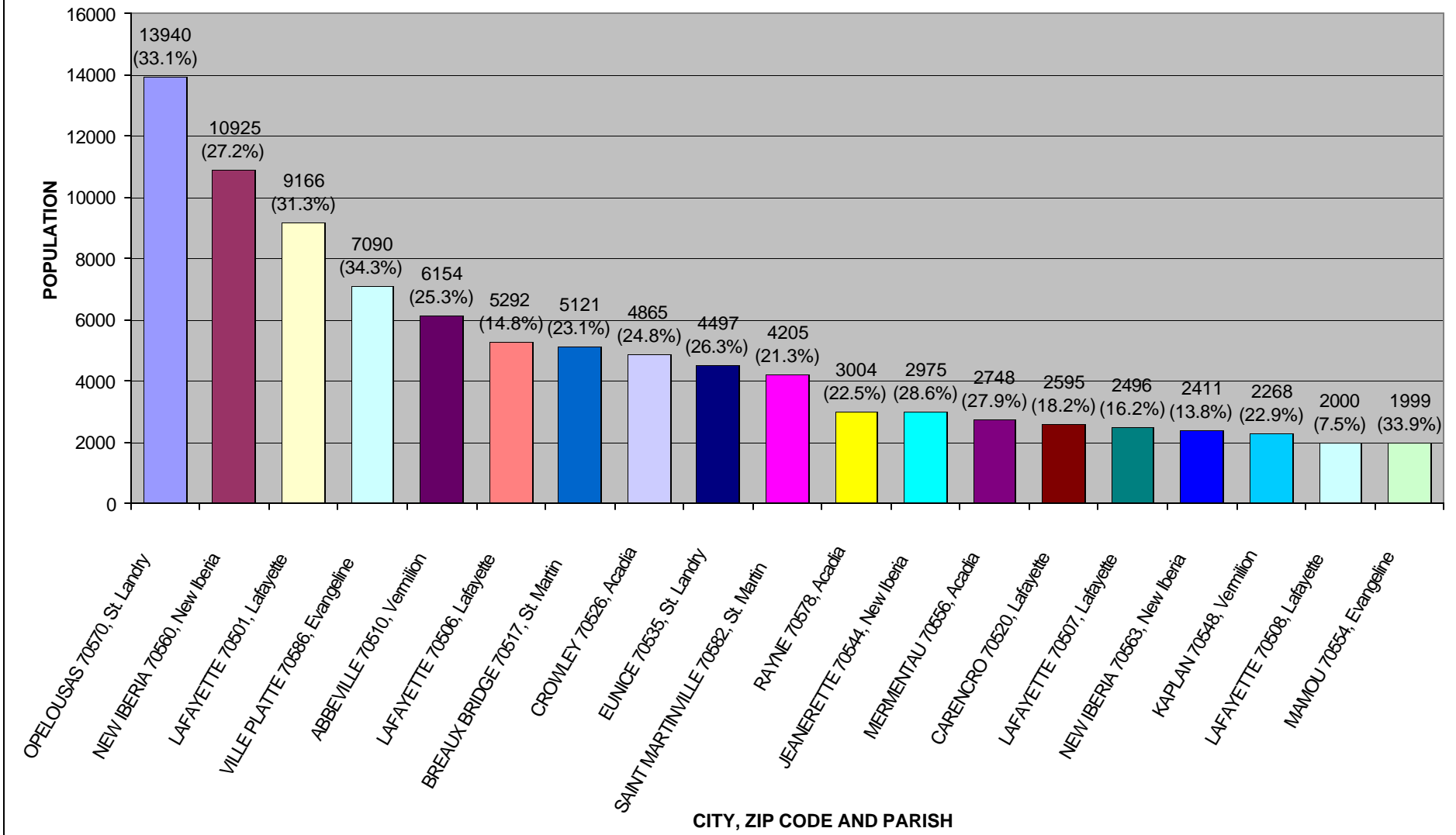


2000 AND ABOVE POPULATION BELOW POVERTY LEVEL BY ZIP CODE – ALL PARISHES

City, Zip Code and Parish	Population below Poverty Level	Percent below Poverty Level
ABBEVILLE 70510, Vermilion	6154	25.3
BREAUX BRIDGE 70517, St. Martin	5121	23.1
CARENCRO 70520, Lafayette	2595	18.2
CROWLEY 70526, Acadia	4865	24.8
EUNICE 70535, St. Landry	4497	26.3
JEANERETTE 70544, New Iberia	2975	28.6
KAPLAN 70548, Vermilion	2268	22.9
LAFAYETTE 70501, Lafayette	9166	31.3
LAFAYETTE 70506, Lafayette	5292	14.8
LAFAYETTE 70507, Lafayette	2496	16.2
LAFAYETTE 70508, Lafayette	2000	7.5
MAMOU 70554, Evangeline	1999	33.9
MERMENTAU 70556, Acadia	2748	27.9
NEW IBERIA 70560, New Iberia	10925	27.2
NEW IBERIA 70563, New Iberia	2411	13.8
OPELOUSAS 70570, St. Landry	13940	33.1
RAYNE 70578, Acadia	3004	22.5
SAINT MARTINVILLE 70582, St. Martin	4205	21.3
VILLE PLATTE 70586, Evangeline	7090	34.3

- Source: Melissa Data, ZIP Codes by County; Retrieved June 2004, from <http://lookup.melissadata.com/Lookups/countyzip.asp>
- Source: Census 2000, American Fact Finder, Thematic Maps, Summary File 3 (SF 3), Sample Data; TM-P067. Percent of Persons Below the Poverty Level in 1999: 2000; Retrieved June 2004, from [http://factfinder.census.gov/servlet/TMServletAllThemesServlet?_lang=en&ds_name=DEC_2000_SF3_U&ds_label=Census+2000+Summary+File+3+\(SF+3\)+Sample+Data](http://factfinder.census.gov/servlet/TMServletAllThemesServlet?_lang=en&ds_name=DEC_2000_SF3_U&ds_label=Census+2000+Summary+File+3+(SF+3)+Sample+Data)

2000 AND ABOVE POPULATION BELOW POVERTY LEVEL BY ZIP CODE AND PARISH



- Source: Melissa Data, ZIP Codes by County; Retrieved June 2004, from <http://lookup.melissadata.com/Lookups/countyzip.asp>
- Source: Census 2000, American Fact Finder, Thematic Maps, Summary File 3 (SF 3), Sample Data; TM-P067. Percent of Persons Below the Poverty Level in 1999: 2000; Retrieved June 2004, from [http://factfinder.census.gov/servlet/TMServletAllThemesServlet?_lang=en&ds_name=DEC_2000_SF3_U&ds_label=Census+2000+Summary+File+3+\(SF+3\)+Sample+Data](http://factfinder.census.gov/servlet/TMServletAllThemesServlet?_lang=en&ds_name=DEC_2000_SF3_U&ds_label=Census+2000+Summary+File+3+(SF+3)+Sample+Data)

NOTES

- *'Population with Income Below Poverty Level by Age in 1999 – All Parishes'* reports 14,183 individuals with income below the poverty level in 1999 (24.5% of total population) in Acadia Parish, 10,857 individuals with income below the poverty level in 1999 (32.2% of total population) in Evangeline Parish, 16,952 individuals with income below the poverty level in 1999 (23.6% of total population) in Iberia Parish, 29,216 individuals with income below the poverty level in 1999 (15.7% of total population) in Lafayette Parish, 25,210 individuals with income below the poverty level in 1999 (29.3% of total population) in St. Landry Parish, 10,261 individuals with income below the poverty level in 1999 (21.5% of total population) in St. Martin parish, and 11,681 individuals with income below the poverty level in 1999 (22.1% of total population) in Vermilion Parish.
- *'200 Percent of Poverty Level Population – All Parishes'* reports 65,440 individuals with income of 200 percent of poverty level (35.22% of parish population) in Lafayette Parish, 46,638 individuals with income of 200 percent of poverty level (54.1% of parish population) in St. Landry Parish, and 32,750 individuals with income of 200 percent of poverty level (45.5% of parish population) as the three highest areas of individuals with income of 200 percent of poverty level in Region IV. Evangeline Parish (18,716 individuals; 55.56% of parish population) ranks lowest in terms of absolute number of individuals with income of 200 percent of poverty level in region IV.
- *'Year 2000 Medically Indigent Population in Region IV'* identifies Lafayette Parish (40,159; 21% of parish population), St. Landry Parish (23,825; 23% of parish population) and Iberia Parish (17,068; 23% of parish population) as the three top parishes with regard to the medically indigent population. Evangeline Parish (8,256; 23% of parish population) ranks lowest.
- *'2000 and above Population below Poverty Level by ZIP Code – All Parishes'* depicts all ZIP code areas with population below poverty level 2000 and above in Region IV. Among the top 5 areas with population below poverty level 2000 and above in Region IV are Opelousas 70570, St. Landry Parish (13,940 population below poverty level; 33.1% of population in ZIP code area), New Iberia 70560, new Iberia Parish (10,925 population below poverty level; 27.2% of population in ZIP code area), Lafayette 70501, Lafayette Parish (9,166 population below poverty level; 31.3% of population in ZIP code area), Ville Platte 70586, Evangeline Parish (7090 population below poverty level; 34.3% of population in ZIP code area), and Abbeville 70510, Vermilion Parish (6154 population below poverty level; 25.3% of population in ZIP code area).